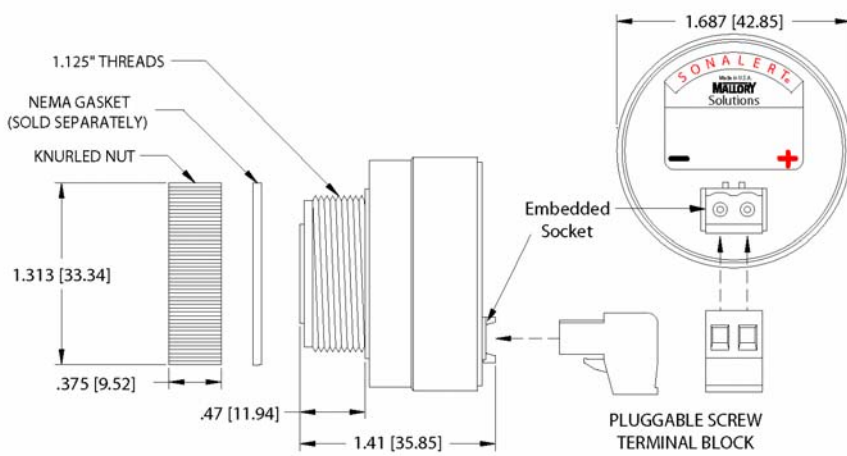


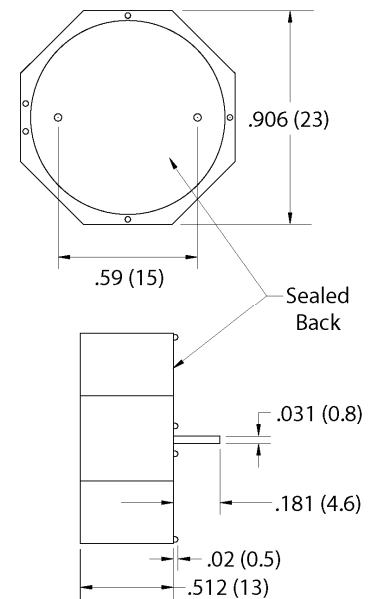
# Product APPLICATION Guide



## IEC 60601-1-8 Speaker/Housing Alarms For Medical Applications



**SCS300MDB\*\***



**MSS300R**

\*\* For Screw Terminal, Part Number = SCS300MDS

### KEY FEATURES:

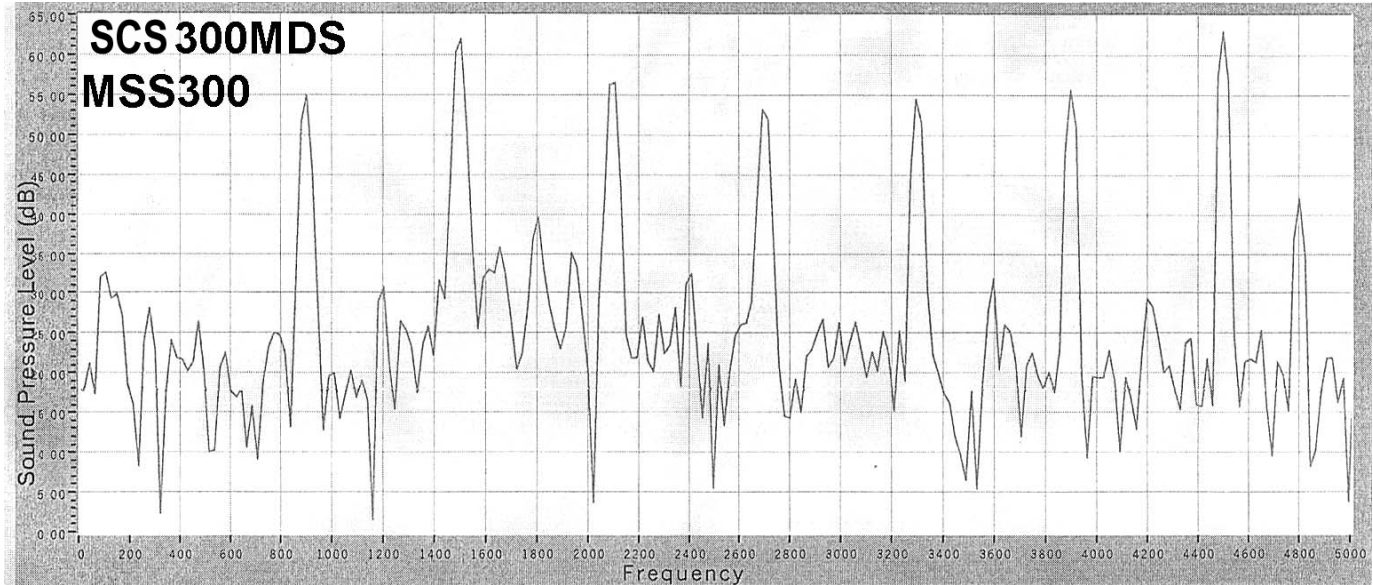
- Designed to Meet IEC 60601-1-8
- 975 Hz Fundamental Frequency
- 4 Harmonic Peaks within  $\pm 15$  dB (1 to 4 kHz)
- 88 dB @ 10 cm Typical with 325 Hz Square Wave Signal
- 8 Ohm; 0.25 Watt Mylar Speaker
- 325 Hz Square Wave Input Drive Signal Required
- Panel or Board Mount Package
- RoHS Compliant

Continued

# IEC 60601-1-8 Speaker/Housing Alarms (Con't)

---

Frequency Response (with 325 Hz Square Wave Applied):



As shown above, the fundamental frequency is less than 1 kHz, and there are more than 4 harmonic peaks between 1 and 4 kHz. All harmonic peaks are within  $\pm 15$  dB of the fundamental frequency.

---

## Specifications

<b>Fundamental Freq:</b>	975 $\pm$ 24 Hz.	<b>Rated Wattage:</b>	0.25 Watts
<b>No. of Harmonics:</b>	Min. of 4 (1 to 4 kHz)	<b>Max Wattage:</b>	0.50 Watts
<b>Sound Level:</b>	90 dB @ 10 cm Typical	<b>Drive Signal:</b>	325 $\pm$ 8 Hz Square Wave
<b>Storage Temp:</b>	-20 °C to +55 °C	<b>Case Material:</b>	<u>SCS300MD#</u> : Nylon 6/6
<b>Operating Temp:</b>	-20 °C to +55 °C		<u>MSS300/R</u> : Valox
<b>Speaker Impedance:</b>	8 Ohm (1 Volt; 800 Hz)	<b>Speaker Material:</b>	Mylar

---

## IEC 60601-1-8 Notes

1. No circuitry is included with these devices. The designer must supply the 325 Hz square wave drive signal.
  2. Refer to IEC 60601-1-8 for the appropriate beeping rate that is required which depends on the priority of the alarm.
  3. Only one frequency (325 Hz) is needed to be applied to this device. The multiple harmonic frequencies are automatically generated acoustically.
-